

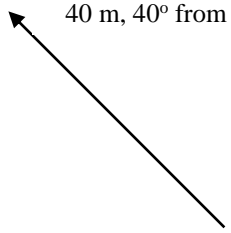
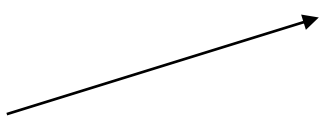

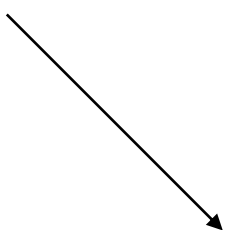
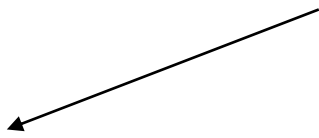



Name _____

Date _____ Period _____

Vector Components Worksheet II

/ 18

1. Using dotted lines, draw the horizontal and vertical components for each vector shown below. Show only one pair of the components. 18 pts

<p>40 m, 40° from horizontal</p> 	<p>9 lb, 20° from horizontal</p> 	<p>20 km 15° from vertical</p> 
<p>15 m/s, 50° from vertical</p> 	<p>45N, 70° from vertical</p> 	<p>15 ft, 80° from horizontal</p> 
<p>6 mi, 0° from vertical</p> 	<p>50 m/s², 0° from horizontal</p> 	<p>100 m/s, 30° from horizontal</p> 